

Massabesic Yacht Club Sailing Instructions - 2017

1 Rules

All regattas and series races will be governed by the current Racing Rules of Sailing (RRS), the prescriptions of the United States Sailing Association, the rules of your one design class(es) (except as any of these are modified by these sailing instructions) and by these sailing instructions.

2 Entries

Eligible boats may be entered by completing registration with the organizing authority. Contestants may race in one of the classes participating in the MYC event.

3 Notices to competitors

Notices to competitors will be posted on the official notice board(s) located inside rear right corner of clubhouse. Posting of such notices shall be deemed as notification to all contestants.

4 Changes in Sailing Instructions

Any changes in the sailing instructions or in the schedule will be posted 2 hours before the start gun on the day it will take effect.

5 Signals Made Ashore

5.1 Signals made ashore will be displayed on the docked committee boat mast.

5.2 Flag "AP" with two horns (one horn when lowered) means "The race is postponed." A signal flag will be made one minute after "AP" is lowered.

6 Schedule of Races

The warning signal for the first race of the day will be at 1330, unless otherwise indicated.

Subsequent races shall follow according to racing schedule. At the discretion of the Race Day Committee Chair, classes may get three or more races if time and conditions allow, and sufficient boats for a class exist at the time of start.

6.1 No warning signals on a Sunday Series race will be made after 1700.

7 Class Flags

Class Flags will be displayed on the race committee mast with the warning sound of each class's start. For Sunday series racing, fleets must commit to half +1 of the races held by MYC to receive a separate start for that series. Each competitor must race in half +1 to receive a series trophy. One Design Classes with the lowest Portsmouth number will start first.

<u>Racing Fleet</u>	<u>Class Flag</u>
Lightning	Lightning Bolt
Combined Dinghy	Windmill Logo
Catalina 22	Red Diamond
Open	"O" Nautical Flag


8 Racing Area

The racing area will be as shown in illustration B, attached.

9 The Course

9.1 The diagram(s) in Illustration A show the course(s) and the order in which marks are to be passed. The weather mark will be directly upwind of the leeward mark. In courses when the leeward mark and start mark are not the same, the starting line will be placed between the leeward and windward mark.

9.2 Courses may be shortened according to rule 32. The S flag (white field with blue square) shall be hoisted with 2 blast of the horn. Competitors will be warned prior to the lead boat of the class entering onto the last leg.




10 Marks

10.1 Race marks will be Yellow or Orange cylinders. If used, offset marks will be of the same color cylinders.

10.2 Start and finish marks will be yellow or green tetrahedrons.

11 STARTING RACES

11.1 Races shall be started by using the following signals. Times shall be taken from the visual signals; the absence of a sound signal shall be disregarded.

Signal	Flag and sound	Minutes before start	
Warning	Class flag; 1 sound	5	
Preparatory	P, I, Z, Z with I, or Black flag; 1 sound	4	
One minute	Preparatory flag removed; 1 sound	1	
Starting	Class flag removed; 1 sound	0	

The warning signal for each succeeding class shall be made with the starting signal of the preceding class.

11.2 Starting signal for the first class will be the warning signal for the second class and so forth.

11.3 The starting line will be between the mast on the race committee boat and the starting mark.


11.4 Boats whose Preparatory signal has not been made shall keep clear of the starting area and of all boats whose Preparatory signal has been made.

11.5 A boat shall not start later than five minutes after her starting signal.


12 Recalls



12.1 Individual Recall: When at her starting signal a boat must comply rule 29.1 or rule 30.1, the race committee shall promptly display flag “X” (white field with blue cross). The signal shall be displayed until all such boats are completely on the pre-start side of the starting line or its extensions and have complied with rule 30.1 if it applies, but not later than four minutes after the starting signal or one minute before any later starting signal, whichever is earlier.




12.2 General Recall: When at the starting signal several unidentified boats are on the course side of the starting line, or to which rule 30 applies, or there has been an error in the starting procedure, the race committee may signal a general recall (first substitute pennant - blue field with yellow triangle with 2 sounds of the horn). The preparatory signal for a new start for the recalled class shall be made one minute after the first substitute is lowered, and the starts for any succeeding classes shall follow the new start.



12.3 Rounding the End of the Starting Line: Code flag “I” (yellow field with black circle) will be displayed as a preparatory flag during the starting sequence, and any part of a boat's hull, crew or equipment is on the course side of the starting line or its extensions during the minute before her starting signal, she shall sail to the pre-start side of the line around either end before starting.

13 Change of Course after the Start



A change of course (flag C with repetitive sound signals when raised) after the start will be signaled before the leading boat has begun the leg, although the new mark or finishing line may not then be in position. Any mark to be rounded after rounding the new mark may be relocated to maintain the original course configuration.

14 The Finish

The finishing line will be between the mast of race committee boat and the nearby mark (yellow or green tetrahedron).

15 Penalty Systems

15.1 720 rule 44 is in effect.

15.2 A yacht flying a spinnaker must take her spinnaker down and complete one tack and one jibe (360) and then hoist her spinnaker to complete her penalty.

15.3 The Scoring Penalty, rule 44.3, will not apply.

16 Time Limits

16.1 The time limit will be one and a half hours for the leading boat in each class.

16.2 For one-design fleets, boats failing to finish within thirty minutes after the first boat finishes will be scored Did Not Finish.

16.3 For Open class, boats failing to finish within forty five minutes after the first boat finishes will be scored Did Not Finish.

16.4 This changes rule 35.

17 Protests

- 17.1 Protests shall be written on forms available from the race committee and delivered to them within one hour of docking of race committee.
- 17.2 Protests will be heard in approximately the order of receipt as soon as possible.
- 17.3 Protest notices will be posted within 30 minutes of the protest time limit to inform competitors where and when there is a hearing in which they are parties to a hearing or named as witnesses.
- 17.4 Decisions of the protest committee will be final as provided in rule 70.4.

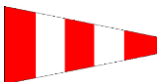
18 Life Jackets

RRS rule 1.2 shall be followed. Wet suits and dry suits are not adequate personal buoyancy.

19 Scoring

- 19.1 The series will be score as provided in Appendix A of the RRS using the Low Point scoring system.
- 19.1.1 DNF, DSQ, and OCS will be scored boats in race + 1.
- 19.1.2 DNC will be scored boats in series + 1.
- 19.2 During a race, boats may elect to yield and accept their current place, with the consent of the standing Race Committee and boats behind, in order to expedite the start of another race.
- 19.3 The Portsmouth System will be used for all Open Class races.
- 19.4 In regular MYC Sunday Series races, a boat shall count its best 60 percent of the total number of races run in that series.
- 19.5 Points will be awarded to the boat, not the skipper. However, if a skipper/owning MYC member purchases/sails a new/additional boat during the racing season, in the same class/fleet, scoring will be based on the combined points of both yachts the skipper has sailed in that series.

20 Race Postponement



- 20.1 The AP Pendant will be flown to signal postponement of any races not yet started, Two sound signals will be made when this flag is raised. A single sound signal will be made when this flag is lowered and the first warning signal will be made 1 minute after lowering of this flag.
- 20.2 If Code Flag A is flown under the AP Pendant, all races not started are postponed and no more racing for the day.

21 Race Abandonment



- 21.1 Code Flag N will be flown to signal abandonment of all races in progress. Three sound signals will be made when this flag is raised. All racers should return to the starting area for a new start. One sound signal will be made when Code Flag N is removed and the first warning signal will be made 1 minute after N is removed.
- 21.2 If Code Flag A is flown under Code Flag N all races are abandoned with no more racing for the day. Three sound signals will be made when these flags are raised.

22 Radio Communications

Competitors are allowed to monitor Race Committee radio transmissions on Channel 68. They may transmit to the Committee Boat to request withdrawal or yield from a race or to report an emergency. It will be at the discretion of the Race Committee to communicate race course and starting information over the radio, however, since radios are not mandatory, the race course and starting information will be officially communicated via signal flags as described in other sections of these instructions

23 Prizes


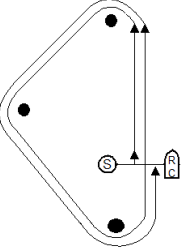


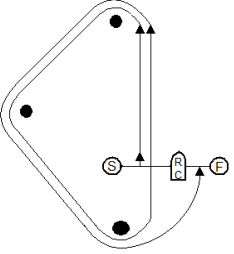

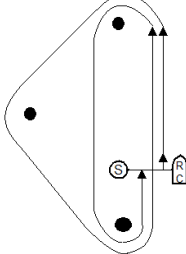


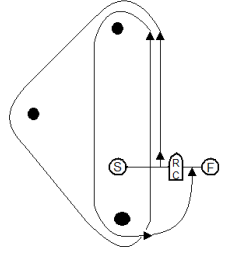

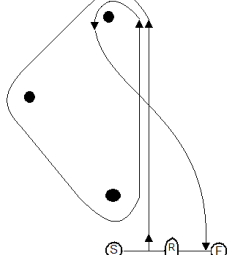
Series trophies will be awarded to all classes or fleets that have a minimum of 3 boats starting in half plus one of the races held by MYC. Ties will be broken by RRS rule A7, A8 and A9

24 Disclaimer of Liability

Competitors participating in MYC Races do so entirely at their own risk. See rule 4, Decision to race. The organizing authority will not accept any liability for material damage or personal injury or death sustained in conjunction with or prior to, during or after racing.

THIS PAGE INTENTIONALLY LEFT BLANK

Illustration A - Race Course Diagrams

Course Flag	Description	Course Diagram
 <p>Code Flag E</p>	<p>The start and finish will use the same line and be approximately 1/3 of the way up from the leeward mark. Round all marks as you did for the start mark.</p>	
 <p>Code Flag E</p>  <p>Code Flag V</p>	<p>The start and finish will use different lines and be approximately 1/3 of the way up from the leeward mark. Round all marks as you did for the start mark except the finish mark which will be on the opposite side of the race committee.</p>	
 <p>Code Flag O</p>	<p>The start and finish will use the same line and be approximately 1/3 of the way up from the leeward mark. Round all marks as you did for the start mark.</p>	
 <p>Code Flag O</p>  <p>Code Flag V</p>	<p>The start and finish will use different lines and be approximately 1/3 of the way up from the leeward mark. Round all marks as you did for the start mark except the finish mark which will be on the opposite side of the race committee.</p>	
 <p>Code Flag G</p>	<p>The start and finish will be approximately 200 ft leeward of the leeward mark. Round all marks as you did for the start mark. The finish mark which will be on the opposite side of the race committee.</p>	


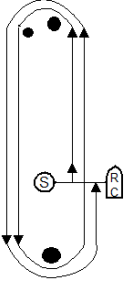


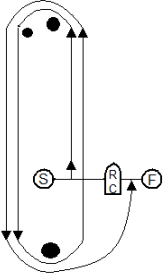

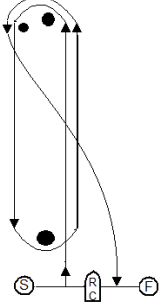
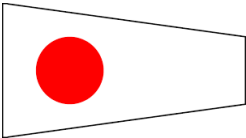
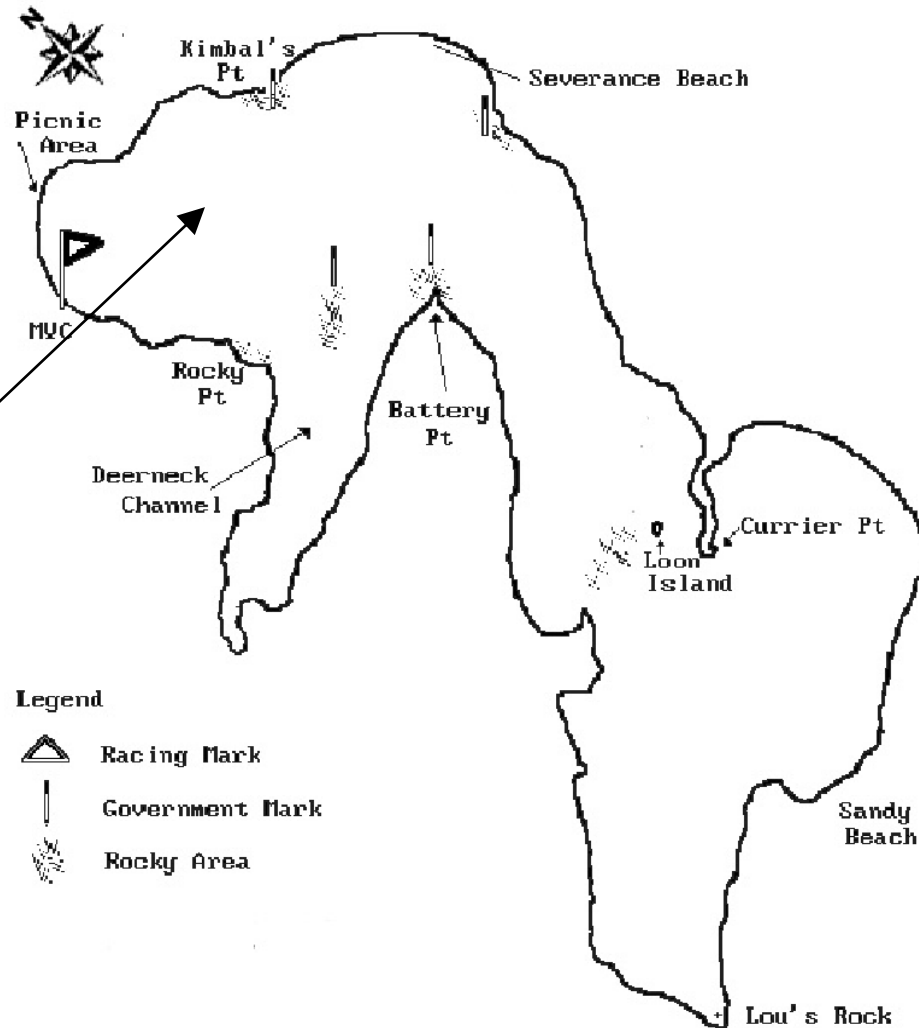
 <p>Code Flag W</p>	<p>The start and finish will use the same line and be approximately 1/3 of the way up from the leeward mark. Round all marks as you did for the start mark.</p> <p>*A gate may be used at the leeward mark. Boats must begin rounding between the two marks and exit to the sides of the course.</p> <p>**Windward offset mark may be placed at the discretion of the race committee</p>	
 <p>Code Flag W</p>  <p>Code Flag V</p>	<p>The start and finish will use different lines and be approximately 1/3 of the way up from the leeward mark. Round all marks as you did for the start mark except the finish mark which will be on the opposite side of the race committee.</p> <p>*A gate may be used at the leeward mark. Boats must begin rounding between the two marks and exit to the sides of the course.</p> <p>**Windward offset mark may be placed at the discretion of the race committee</p>	
 <p>Code Flag W</p>	<p>The start and finish will be approximately 200 ft leeward of the leeward mark. Round all marks as you did for the start mark. The finish mark which will be on the opposite side of the race committee.</p> <p>*A gate may be used at the leeward mark. Boats must begin rounding between the two marks and exit to the sides of the course.</p> <p>**Windward offset mark may be placed at the discretion of the race committee</p>	
 <p>Code Flag 1</p>		<p>When this flag is flown under the course flag, the race will be one time around, Equilateral Modified Course - Code Flag "E", Code Flag "O" or Code Flag "G" sail once around the triangle and finish. On Windward Leeward Course Code Flag "W" sail once around</p>

ILLUSTRATION B > MYC Racing Area



Racing area is a wide general portion on the lake. The weather mark will be placed directly up wind of starting line and leeward mark. Boats should have to tack several times to get to this mark. The gibe and leeward marks should be put in a position to fly spinnakers to both marks (Broad reach).

MASSABESIC EAST POND